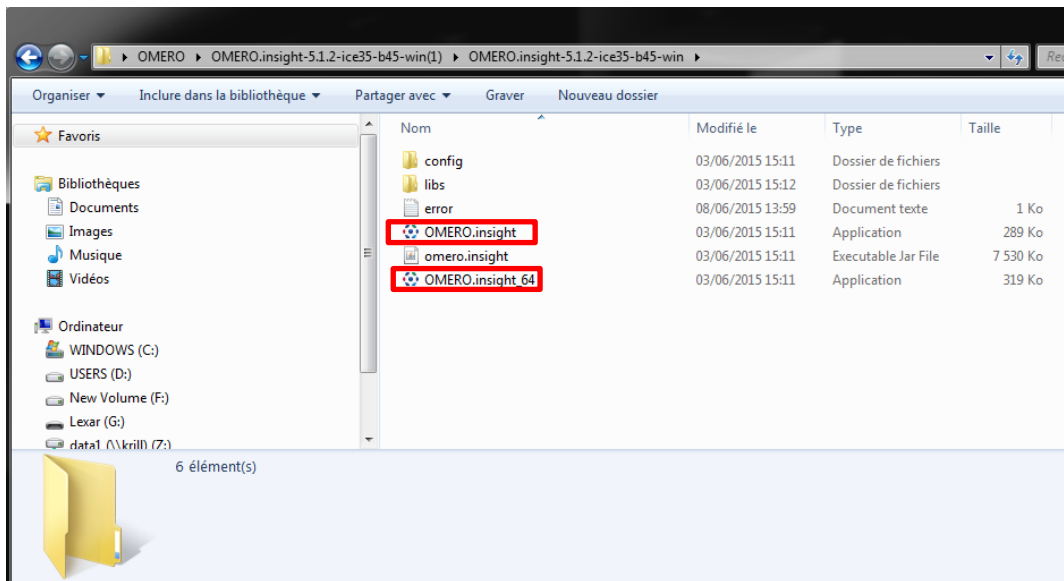


## OMERO insight Application Installation Protocol

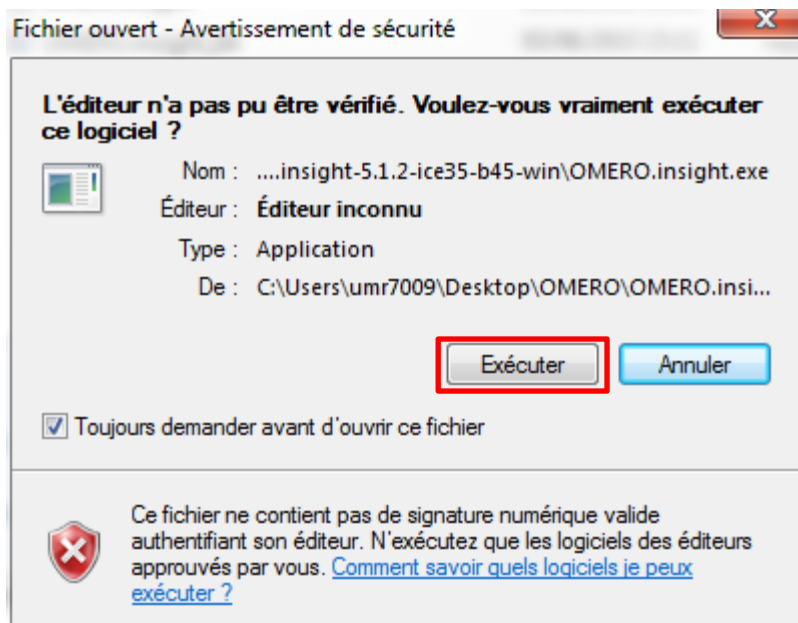
Here are all steps to install Omero insight:

- 1) Download OMERO insight
- 2) Extract all the zip file that was downloaded
- 3) Double click on:

"OMERO.insight" (for 32 bits) or "OMERO.insight\_64" (for 64 bits)



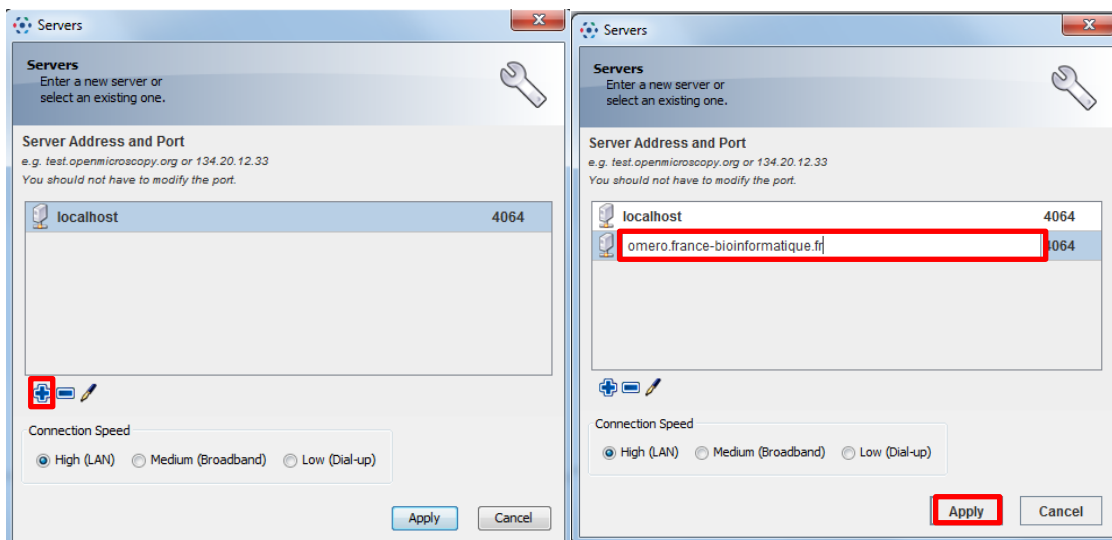
- 4) Run the software



5) Click on the wrench icon





6) Click on the + icon to enter the address of the omero server:  
omero.france-bioinformatique.fr



7) Click on "Apply"

8) Enter your username and your password then click on "Login"



omero.france-bioinformatique.fr [High]  

Username:

Password:

**Login**

Quit

5.4.6-10e06-b07

OMERO is distributed under the terms of the GNU GPL. For more information, visit [openmicroscopy.org](http://openmicroscopy.org)

